

WFC 427 Illustrations

770

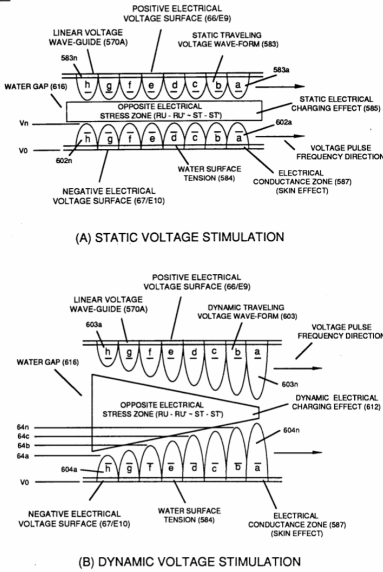
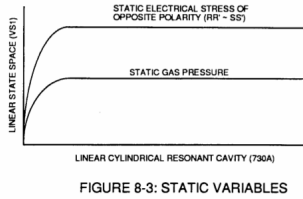
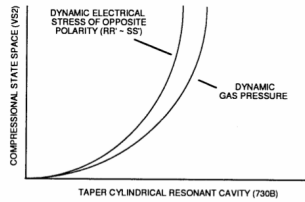


FIGURE 8-1: ELECTRICAL CHARGING STAGE

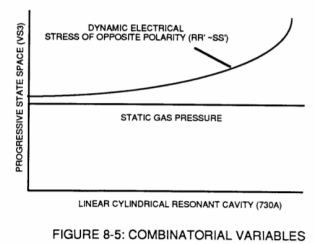
790



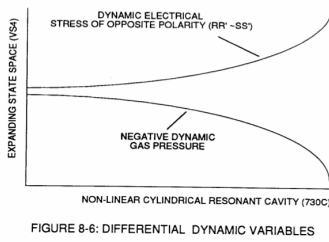
800



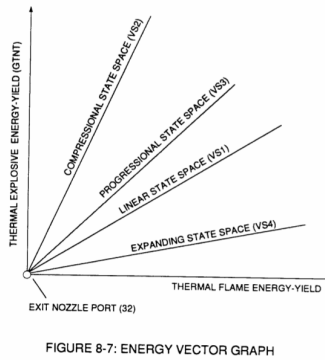
810



820



830



RE: Voltage Wave-Guide

Memo WFC 427

780

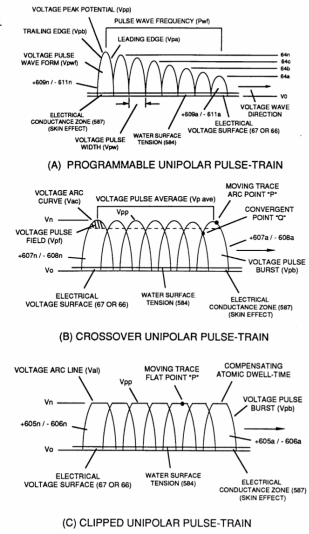


FIGURE 8-2: PROGRAMMABLE VOLTAGE PULSE-WAVE

820

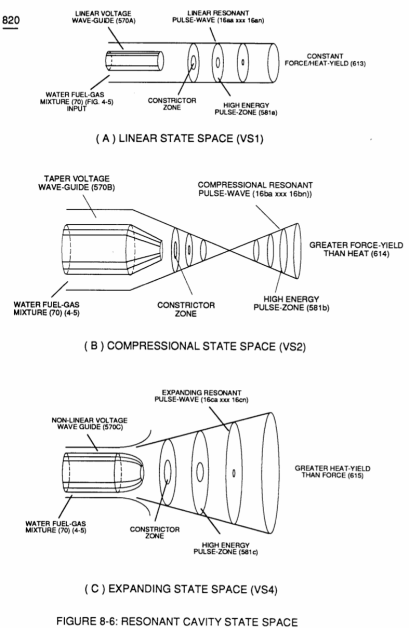


FIGURE 8-6: RESONANT CAVITY STATE SPACE

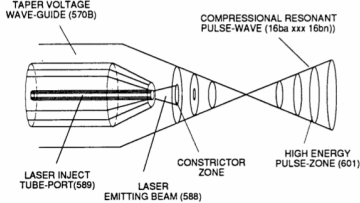


FIGURE 8-9: LASER ENERGY INTERACTION

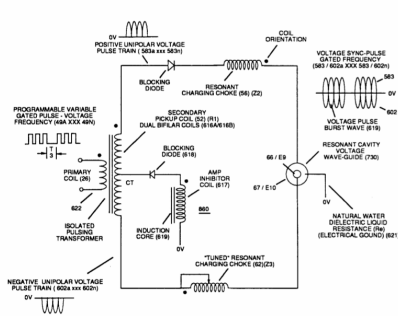
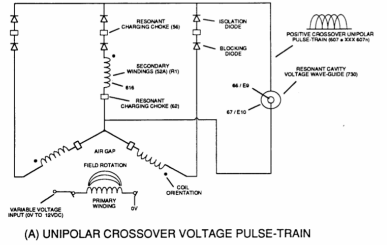


FIGURE 8-10: VIC VOLTAGE SYNC-PULSE CIRCUIT



(A) UNIPOLAR CROSSOVER VOLTAGE PULSE-TRAIN

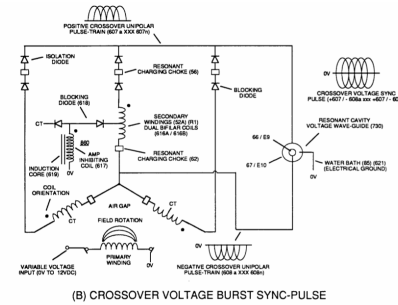


FIGURE 8-11: ROTARY (VIC) PULSE VOLTAGE FREQUENCY GENERATOR

Revision #2

Created 2023-12-11 20:08:16 UTC by Chris Bake

Updated 2023-12-11 20:15:49 UTC by Chris Bake